


DAS WOHLTEMPERIRTE CLAVIER

TEIL I

PRAELUDIUM I


BWV 846



FUGA I

A 4 VOCI

BWV 846



See also

Notation Reference: [Section 3.1.5 \[File structure\]](#), page 435, [\[Custom layout for title blocks\]](#), page 444.

Default layout of book and score title blocks

This example demonstrates all `\header` variables:


```
\book {
  \header {
    % The following fields are centered
    dedication = "Dedication"
    title = "Title"
    subtitle = "Subtitle"
    subsubtitle = "Subsubtitle"
    % The following fields are evenly spread on one line
    % the field "instrument" also appears on following pages
    instrument = \markup \with-color #green "Instrument"
    poet = "Poet"
    composer = "Composer"
    % The following fields are placed at opposite ends of the same line
    meter = "Meter"
    arranger = "Arranger"
    % The following fields are centered at the bottom
    tagline = "tagline goes at the bottom of the last page"
    copyright = "copyright goes at the bottom of the first page"
  }
  \score {
```

```

{ s1 }
\header {
  % The following fields are placed at opposite ends of the same line
  piece = "Piece 1"
  opus = "Opus 1"
}
}
\score {
  { s1 }
  \header {
    % The following fields are placed at opposite ends of the same line
    piece = "Piece 2 on the same page"
    opus = "Opus 2"
  }
}
\pageBreak
\score {
  { s1 }
  \header {
    % The following fields are placed at opposite ends of the same line
    piece = "Piece 3 on a new page"
    opus = "Opus 3"
  }
}
}
}


```

	Dedication	
	Title	
	Subtitle	
	Subsubtitle	
Poet	Instrument	Composer
Meter		Arranger
Piece 1		Opus 1




copyright goes at the bottom of the first page

2 Instrument
 Piece 2 on the same page Opus 2



 Instrument 3
 Piece 3 on a new page Opus 3



tagline goes at the bottom of the last page

Note that

- The instrument name will be repeated on every page.
- Only `piece` and `opus` are printed in a `\score` when the paper variable `print-all-headers` is set to `##f` (the default).
- Text fields left unset in a `\header` block are replaced with `\null` markups so that the space is not wasted.
- The default settings for `scoreTitleMarkup` place the `piece` and `opus` text fields at opposite ends of the same line.

Use the `breakbefore` variable inside a `\header` block that is itself in a `\score` block, to make the top-level `\header` block titles appear on the first page on their own, with the music (defined in the `\score` block) starting on the next.

```
\book {
  \header {
    title = "This is my Title"
    subtitle = "This is my Subtitle"
    copyright = "This is the bottom of the first page"
  }
  \score {
    \repeat unfold 4 { e'' e'' e'' e'' }
    \header {
      piece = "This is the Music"
      breakbefore = ##t
    }
  }
}
```